




iSeries Rotating Laser Range

"Accurate For Life"

i88R/G Rotating Laser Level

Red/green Beam Dual Grade H/V Laser

The professional choice for demanding grading/levelling tasks. Where accurate grades are required. Accurate grades/slopes can be achieved with the dual grade slope modes up to 8.8% either way. The i88 series also operates vertically, the perfect feature for long range foundation setout, steel erection, fencing, facades and more.



Technical Specification

Product code	012-I88RX10 / 012-I88GX10
Self levelling range	+/-5°
Accuracy	1.5mm @ 30m
Working distance	600m diameter with detector
Rotation speeds	0, 60, 120, 300, 600rpm
Scan mode	Yes, 0°, 10°, 45°, 90°, 180°
Grade slope	Yes – Dual manual grade to 5° 8.8%
Plumb spot	Yes - up/down
Light source	Red 635nm Class 2 / Green 535nm Class 2
Remote control	Yes - ICR8
Horizontal/vertical	Horizontal & vertical
Water/dust proof	IP66
Power	9 Ah 3.7v lithium-ion
Working time between charge	40 hours approx (4 hours charge time)
Charging type	USBC (front of laser / direct to battery)
High wind sensitivity re-set	Yes
Unit weight	2.48kg
Warranty	5 years
Included detector	LRX10 digital receiver

LRX10 Digital Receiver Specification

Detection window	90mm -30 to +60
Working range	300m radius
Detectable spectrum	Red, green laser
Measurement accuracy	Ultrafine - 0.5mm, 1mm, 2mm, 5mm - Coarse
Magnets	2x topface
Drop test on concrete	1.5m height
Waterproof, shockproof	IP67 (fully dust proof/water submersible)
Warranty	3 years

Kit Includes

- i88R/G laser level
- Hard carry case
- LRX10 receiver & bracket
- USB/C charging cable
- Wall charger adaptor
- Vehicle charger adaptor
- Magnetic target plate
- 2x 9.0Ah Li-Ion batteries



Measurement Receiver Supplies as Standard

Ultra - accurate measurements
displayed in mm



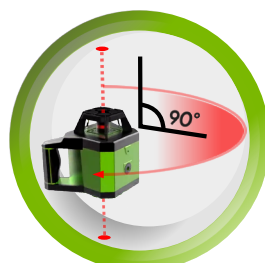
2x 9Ah Li-Ion Batteries

40hr Run-time | USB-C charging



Dual Grade/slope Mode

X/Y axis manual grade



Up/Down Plumb Spot

Self Levelling
(90° to horizontal plane)



Self Levelling Horizontal Plane

Self levelling
600m dia range



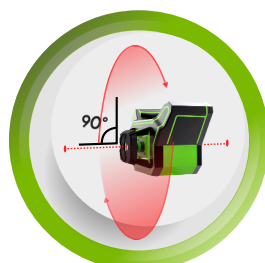
Bump-Stop mode

For use in busy work site areas
to prevent re-levelling errors



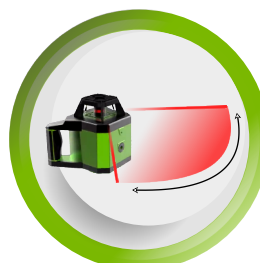
Radio Remote Control

Control the laser from
20m away



Vertical Mode

Vertical levelling for
'plumb' vertical alignment



Laser scan mode


For use in a specific work areas,
scan 0°, 10°, 45°, 90°, 180°



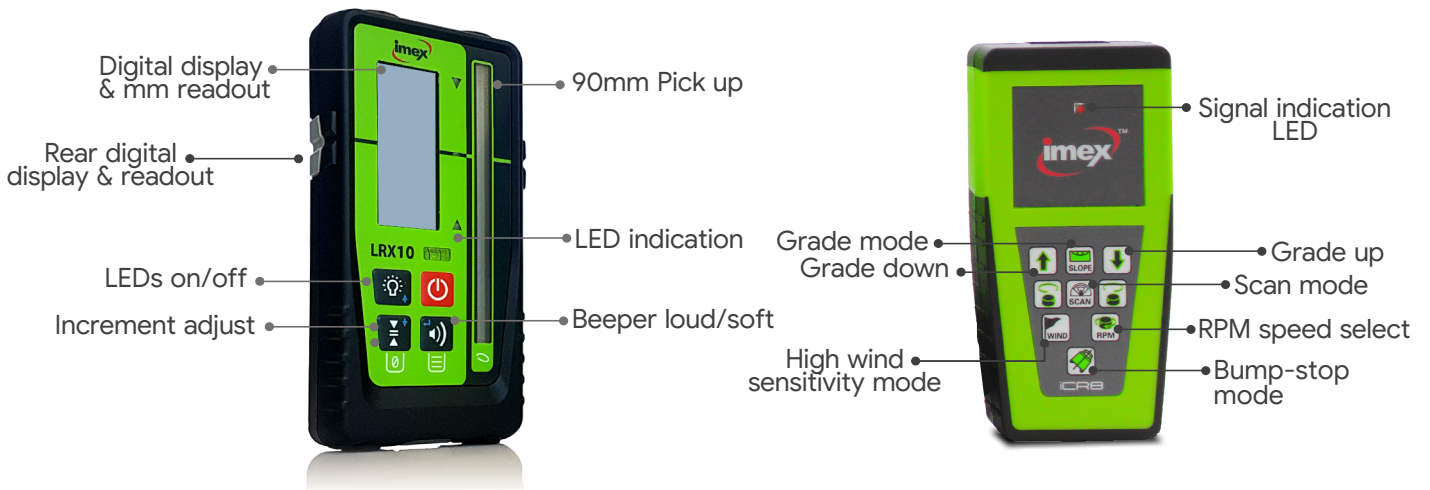
RPM Control

Switch RPM speeds
0, 60, 120, 300, 600rpm

i88R/G Rotating Laser Functions



LRX10 Receiver + ICR8 Laser Remote Functions



For further information, please call our head office on 0115 944 0399

For service, repair, site-demo requests and calibration we recommend speaking to an adviser

Alternatively, visit our site: www.imextools.co.uk



Measure Quip Ltd
Merlin Way | Quarry Hill Ind Est | DE7 4RA